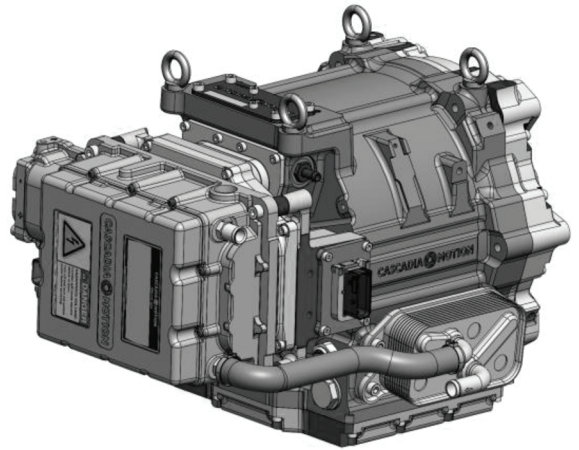



# APPENDIX - INVERTER MOUNTING OPTIONS


## STANDARD TOP

## REAR MOUNTED (RMI)

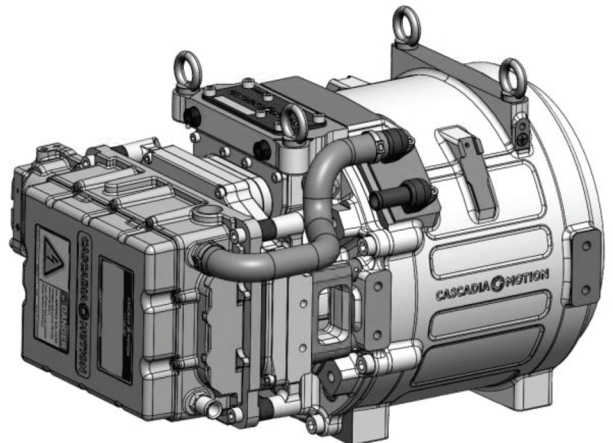

iM-225



iM-375



iM-225W




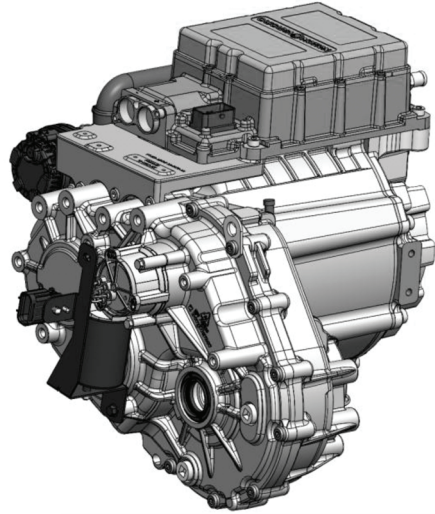


# APPENDIX - INVERTER MOUNTING OPTIONS



## STANDARD TOP


## REAR MOUNTED (RMI)

iDM-190



iDM-375







# APPENDIX - STACKING OPTIONS

## STACKED VERSION

\*INVERTER FOR 2ND STACKED UNIT IS REMOTELY MOUNTED



iM-425



iM-225W

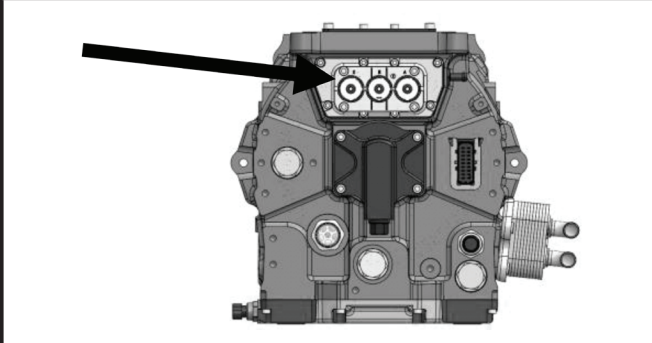


**APPENDIX - STAND ALONE MOTORS WITH HV BOX LOCATION**


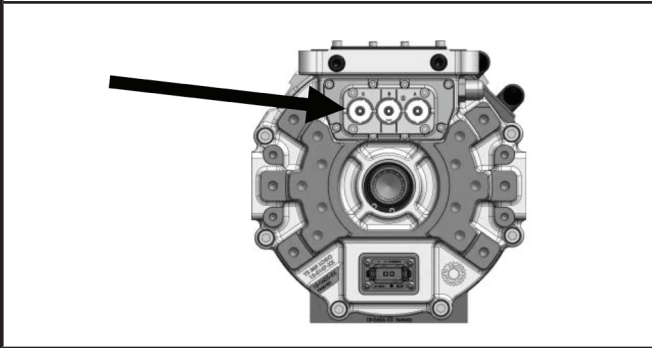
**STANDARD (AFT)**

**TOP**

**SS-250-115  
XWM**





**NOT CURRENTLY AVAILABLE**



**STANDARD, HV RADIAL**


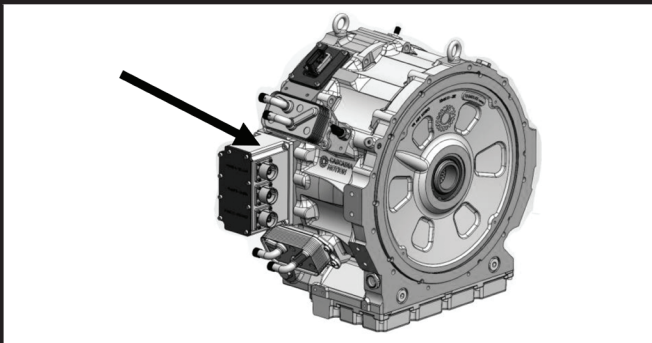
**HV RADIAL, REVERSED**

**SS-410-150  
DOM**



**HV RADIAL, TALL**

**HV AXIAL**






## SR309 MOUNTING OPTIONS

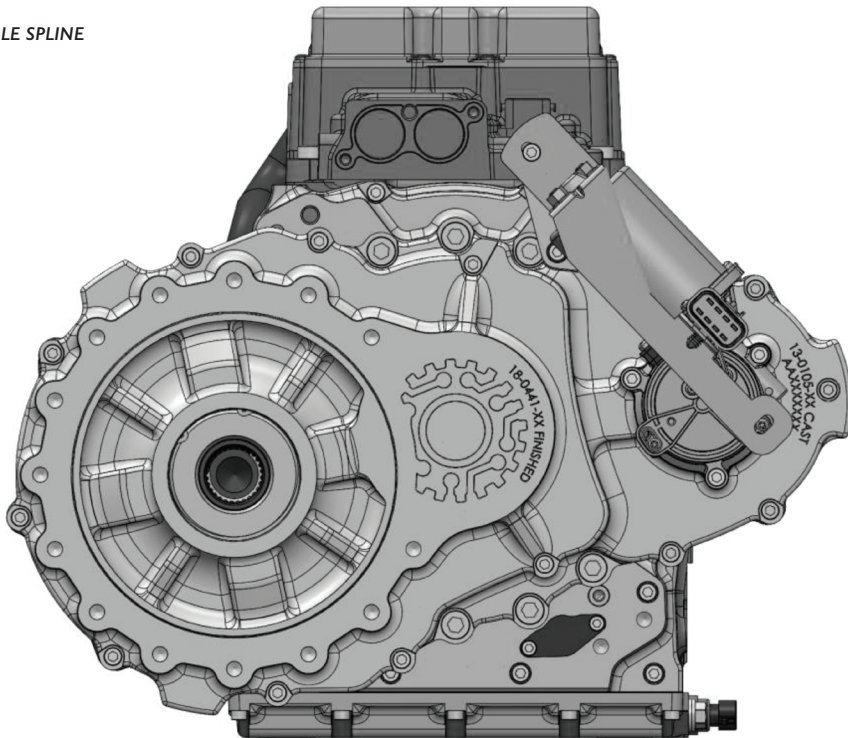
**POSITION 1**

AVAILABLE WITH MALE SPLINE



**POSITION 2**

AVAILABLE WITH MALE SPLINE






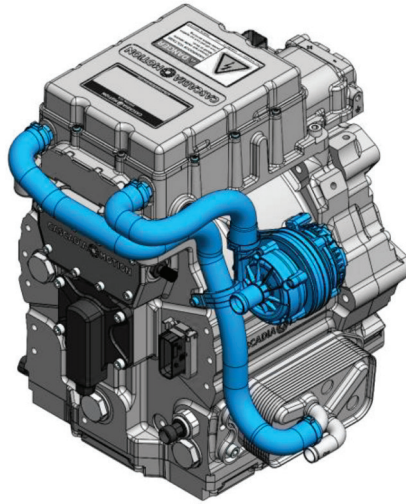
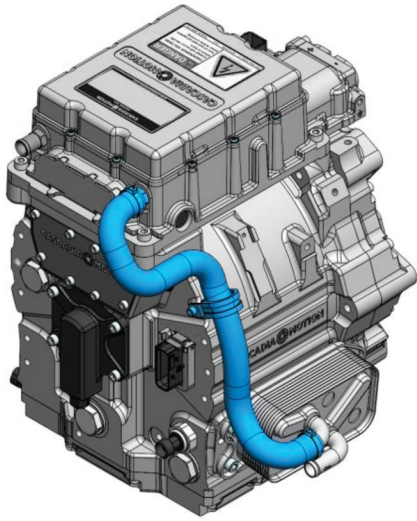
# APPENDIX - COOLING KIT OPTIONS

**ONE-HOSE, NO PUMP**


**TWO-HOSE, PUMP**

**TWO-HOSE, PUMP OPP HX**


**iM-225**



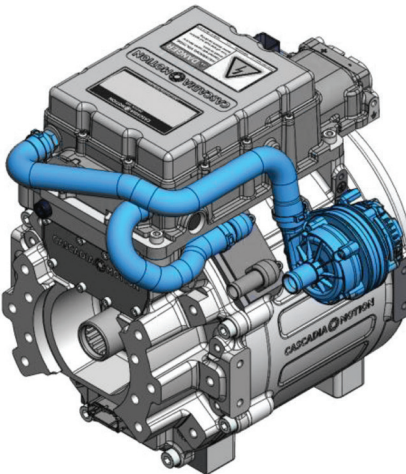
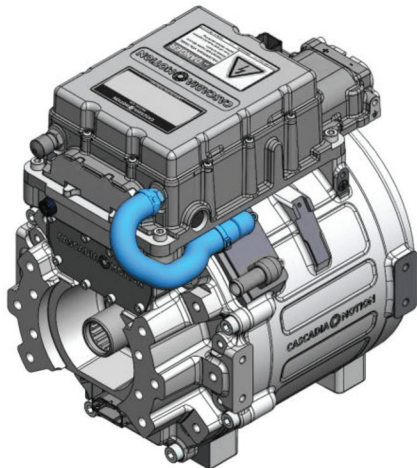
**iM-375**



**NOT CURRENTLY AVAILABLE**



**iM-225W**



**NOT AVAILABLE**





# APPENDIX - COOLING KIT OPTIONS



## ONE-HOSE, NO PUMP

## TWO-HOSE, PUMP

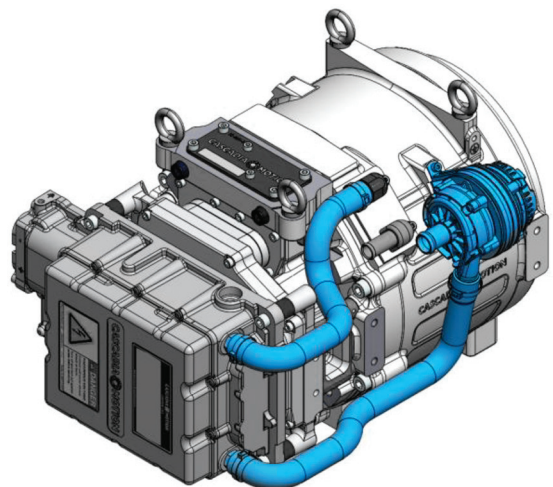
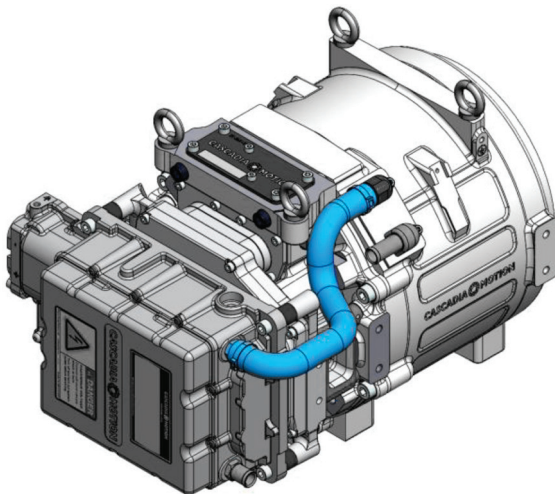
iM-225 RMI



iM-375 RMI



iM-225W RMI

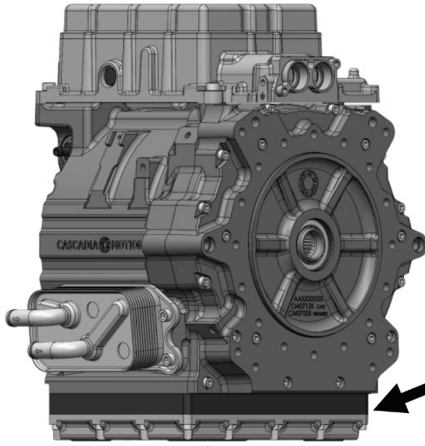




# APPENDIX - MISCELLANEOUS VARIANTS

## HIGH TILT SUMP

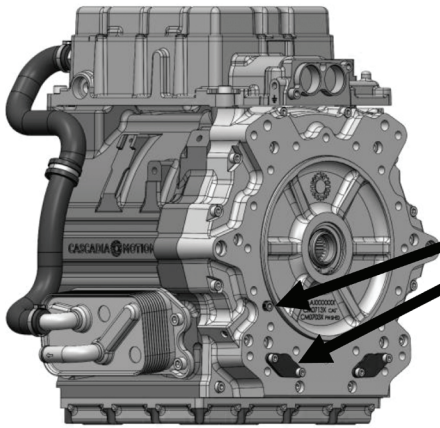
iM-225 / iM-375  
Not - W (WEG) Version



*Allows for continuous operation at higher tilt angles*

## OIL FEED AND SCAVENGE

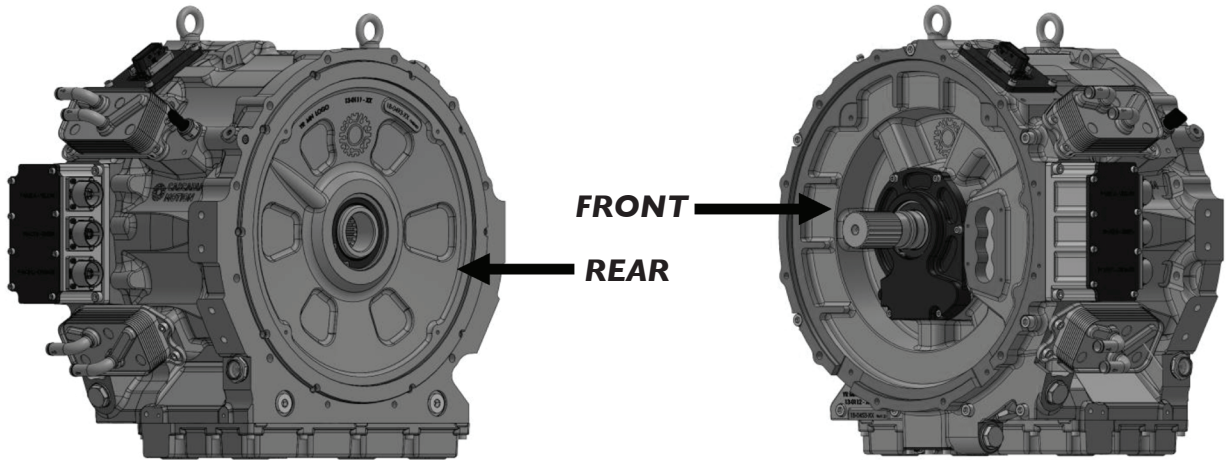
iM-225 / iM-375  
Not - W (WEG) Version




*Allows for oil sharing with external gearbox or transmission*

## DUAL SIDED SHAFT

SS-410-150  
iM-425







## APPENDIX - EXAMPLE OPTIONS COMBINATION

iM-375, RMI, TWO HOSE, PUMP, SR309 EXTERNAL SPLINE, POSITION I

